

Model Number

NJ5-18GM50-A2-V1

Features

- **5 mm flush**

Accessories

BF 18
Mounting flange, 18 mm
V1-G
Female connector, M12, 4-pin, field attachable
V1-W
Female connector, M12, 4-pin, field attachable
V1-W-2M-PUR
Female cordset, M12, 4-pin, PUR cable
EXG-18
Quick mounting bracket with dead stop
V1-G-2M-PUR
Female cordset, M12, 4-pin, PUR cable

Technical Data

General specifications		
Switching element function		PNP NO/NC
Rated operating distance	s_n	5 mm
Installation		flush
Output polarity		DC
Assured operating distance	s_a	0 ... 4.05 mm
Reduction factor r_{Al}		0.4
Reduction factor r_{Cu}		0.35
Reduction factor r_{304}		0.7
Nominal ratings		
Operating voltage	U_B	10 ... 60 V
Switching frequency	f	0 ... 500 Hz
Hysteresis	H	typ. 5 %
Reverse polarity protection		reverse polarity protected
Short-circuit protection		pulsing
Voltage drop	U_d	≤ 3 V
Operating current	I_L	0 ... 400 mA
Off-state current	I_r	0 ... 0.5 mA
No-load supply current	I_0	≤ 15 mA
Switching state indicator		LED, yellow
Functional safety related parameters		
$MTTF_d$		1000 a
Mission Time (T_M)		20 a
Diagnostic Coverage (DC)		0 %
Ambient conditions		
Ambient temperature		-25 ... 70 °C (-13 ... 158 °F)
Storage temperature		-40 ... 85 °C (-40 ... 185 °F)
Mechanical specifications		
Connection type		Connector M12 x 1 , 4-pin
Housing material		Stainless steel 1.4305 / AISI 303
Sensing face		PBT
Degree of protection		IP67
Compliance with standards and directives		
Standard conformity		
Standards		EN 60947-5-2:2007 IEC 60947-5-2:2007
Approvals and certificates		
UL approval		cULus Listed, General Purpose
CSA approval		cCSAus Listed, General Purpose
CCC approval		Certified by China Compulsory Certification (CCC)

Dimensions

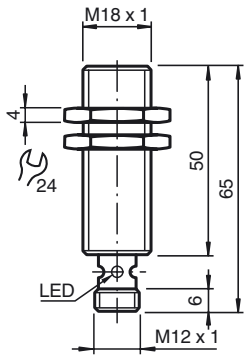

Electrical Connection

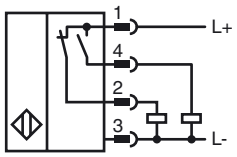

Release date: 2014-08-25 15:47 Date of issue: 2014-08-25 222498_eng.xml

Pinout

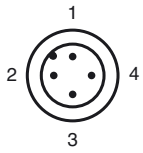

Wire colors in accordance with EN 60947-5-2

1	BN	(brown)
2	WH	(white)
3	BU	(blue)
4	BK	(black)

Release date: 2014-08-25 15:47 Date of issue: 2014-08-25 222498_eng.xml