Inline terminal - IB IL 24 DO8/HD-PAC - 2700172

Please be informed that the data shown in this PDF Document is generated from our Online Catalog. Please find the complete data in the user's documentation. Our General Terms of Use for Downloads are valid (http://phoenixcontact.com/download)



Inline, Digital output terminal, Digital outputs: 8, 24 V DC, 500 mA, connection method: 1-conductor, transmission speed in the local bus: 500 kbps, degree of protection: IP20, including Inline connector and labeling field

Product Description

The terminal is designed for use within an Inline station.
It is used to output digital signals.

Your advantages

- 8 digital outputs
- Connection of actuators in 1-conductor technology
- Nominal current per output: 500 mA
- Total current of the terminal: 4 A
- Short-circuit-proof and overload-protected outputs
- Diagnostic and status indicators

RoHS

Key Commercial Data

Packing unit	1 pc
GTIN	4 046356 492478
GTIN	4046356492478
Weight per Piece (excluding packing)	86.000 g
Custom tariff number	85389099
Country of origin	Germany

Technical data

Note

Inline terminal - IB IL 24 DO8/HD-PAC - 2700172

Technical data

Note

Utilization restriction	EMC: class A product, see manufacturer's declaration in the download area
	Use in potentially explosive areas is not permitted in China.

Dimensions

Width	12.2 mm
Height	119.8 mm
Depth	71.5 mm
Note on dimensions	Housing dimensions

Ambient conditions

Ambient temperature (operation)	-25 °C ... 55 °C
Ambient temperature (storage/transport)	-25 °C ... 85 °C
Permissible humidity (operation)	10 % ... 95 % (according to DIN EN 61131-2)
Permissible humidity (storage/transport)	10 % ... 95 % (according to DIN EN 61131-2)
Air pressure (operation)	70 kPa ... 106 kPa (up to 3000 m above sea level)
Air pressure (storage/transport)	70 kPa ... 106 kPa (up to 3000 m above sea level)
Degree of protection	IP20

General

Mounting type	DIN rail
Color	green
Net weight	60 g
Note on weight specifications	with connector
Diagnostics messages	Short-circuit or overload of the digital outputs Error message in the diagnostic code (bus) and display (2 Hz) via the LED (D) on the module

Interfaces

Designation	Inline local bus
Number	2
Connection method	Inline data jumper
Transmission speed	500 kbps

Inline potentials

Designation	Communications power (U_L)
Supply voltage	7.5 V DC (via voltage jumper)
Current consumption	max. 45 mA
Designation	Segment circuit supply (U_S)
Supply voltage	24 V DC (via voltage jumper)
Supply voltage range	19.2 V DC ... 30 V DC (including all tolerances, including ripple)
Current consumption	max. 4 A

Inline terminal - IB IL 24 DO8/HD-PAC - 2700172

Technical data

Inline potentials

Power consumption	max. 0.62 W
Current consumption	0 A

Digital outputs

Output name	Digital outputs
Connection method	Spring-cage connection
Connection technology	1-conductor
Number of outputs	8
Protective circuit	Overload protection, short-circuit protection of outputs Zener diode in output chip
Output voltage	24 V (U_S - 1 V)
Nominal output voltage	24 V DC
Nominal load, inductive	12 VA (1.2 H, 50 Ω)
Nominal load, lamp	12 W
Nominal load, ohmic	12 W (48 Ω)
Output voltage when switched off	max. 1 V
Output current when switched off	max. 300 µA
Behavior with overload	Auto restart
Behavior with inductive overload	Output can be destroyed
Reverse voltage resistance to short pulses	Reverse voltage proof

Electrical isolation

Test section	7.5 V supply (bus logics)/24 V supply (I/O) 500 V AC 50 Hz 1 min.
	7.5 V supply (bus logic)/functional ground 500 V AC 50 Hz 1 min.
	24 V supply (I/O)/functional ground 500 V AC 50 Hz 1 min.

Standards and Regulations

Protection class	III (IEC 61140, EN 61140, VDE 0140-1)

Environmental Product Compliance

REACh SVHC	Lead 7439-92-1

Drawings

Inline terminal - IB IL 24 DO8/HD-PAC - 2700172

Block diagram

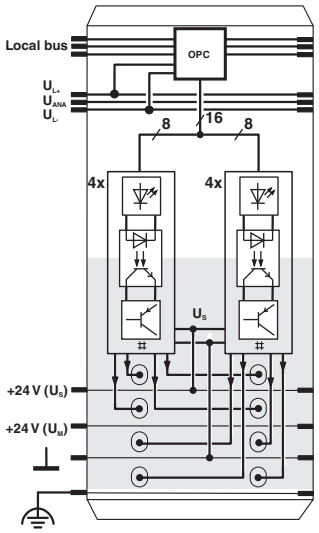

Connection diagram

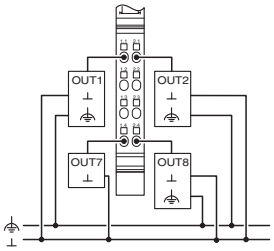

Internal wiring of the terminal points

Dimensional drawing

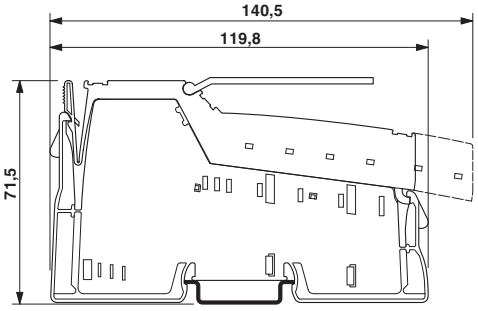

Classifications

eCl@ss

eCl@ss 10.0.1	27242604
eCl@ss 11.0	27242604
eCl@ss 4.0	27240400
eCl@ss 4.1	27240400
eCl@ss 5.0	27242200
eCl@ss 5.1	27242600

Inline terminal - IB IL 24 DO8/HD-PAC - 2700172

Classifications

eCl@ss

eCl@ss 6.0	27242600
eCl@ss 7.0	27242604
eCl@ss 8.0	27242604
eCl@ss 9.0	27242604

ETIM

ETIM 2.0	EC001433
ETIM 3.0	EC001599
ETIM 4.0	EC001599
ETIM 5.0	EC001599
ETIM 6.0	EC001599
ETIM 7.0	EC001599

UNSPSC

UNSPSC 6.01	43172015
UNSPSC 7.0901	43201404
UNSPSC 11	39121311
UNSPSC 12.01	39121311
UNSPSC 13.2	32151602
UNSPSC 18.0	32151602
UNSPSC 19.0	32151602
UNSPSC 20.0	32151602
UNSPSC 21.0	32151602

Approvals

Approvals

Approvals

DNV GL / BV / LR / ABS / BSH / RINA / UL Listed / cUL Listed / EAC / cULus Listed

Ex Approvals

UL Listed / cUL Listed / cULus Listed

Approval details

Inline terminal - IB IL 24 DO8/HD-PAC - 2700172

Approvals

DNV GL	https://approvalfinder.dnvgl.com/	TAA00002CU
BV	http://www.veristar.com/portal/veristarinfo/generalinfo/approved/approvedProducts/equipmentAndMaterials	21595/B0 BV
LR	http://www.lr.org/en	08/20033
ABS	http://www.eagle.org/eagleExternalPortalWEB/	17-HG1621871-PDA
BSH		Anwenderhinweis
RINA	http://www.rina.org/en	ELE001320XG
UL Listed	http://database.ul.com/cgi-bin/XYV/template/LISEXT/1FRAME/index.htm	FILE E 140324
cUL Listed	http://database.ul.com/cgi-bin/XYV/template/LISEXT/1FRAME/index.htm	FILE E 140324
EAC		EAC-Zulassung
cULus Listed		

Accessories

Accessories

Inline terminal - IB IL 24 DO8/HD-PAC - 2700172

Accessories

Front adapter

Front adapters - FLKM 14-PA-INLINE/DIO8 - 2900889



VARIOFACE front adapter for Inline HD modules, for transferring 8 digital signals.

I/O component

Inline terminal - IB IL PD GND-PAC - 2862990



Inline terminal for power distribution (GND), complete with accessories, (connector and labeling field) connections for GND

Labeling panel

Labeling field - IB IL FIELD 2 - 2727501

Labeling field, width: 12.2 mm



Plug

Inline connector - IB IL SCN-8 - 2726337

Connector, for digital 1, 2 or 8-channel Inline terminals



Terminal marking

Inline terminal - IB IL 24 DO8/HD-PAC - 2700172

Accessories

Insert strip - ESL 62X10 - 0809492



Insert strip, Sheet, white, unlabeled, can be labeled with: Office printing systems: Laser printer, mounting type: insert, lettering field size: 62 x 10 mm, Number of individual labels: 72

Phoenix Contact 2020 © - all rights reserved
http://www.phoenixcontact.com